

See discussions, stats, and author profiles for this publication at: <https://www.researchgate.net/publication/348152675>

# Local understanding of some anticancer plants found in the Ziro Valley of Arunachal Pradesh, India

Article in *Pleione* · December 2020

DOI: 10.26679/Pleione.14.2.2020.255-264

---

CITATIONS

3

---

READS

1,245

3 authors:



**Yanka Hage**

Rajiv Gandhi University

9 PUBLICATIONS 30 CITATIONS

SEE PROFILE



**Abhaya Prasad Das**

North Bengal University & Rajiv Gandhi University

255 PUBLICATIONS 1,589 CITATIONS

SEE PROFILE



**Hui Tag**

Rajiv Gandhi University

60 PUBLICATIONS 1,042 CITATIONS

SEE PROFILE



## Local understanding of some anticancer plants found in the Ziro Valley of Arunachal Pradesh, India

Hage Yanka, A. P. Das and Hui Tag<sup>1</sup>

Plant Systematic and Ethnobotanical Research Laboratory, Department of Botany, Rajiv Gandhi University, Rono Hills, Doimukh-791112, Arunachal Pradesh, India.

<sup>1</sup>Corresponding author, e-mail: huitag2008rgu@gmail.com

[Received 16.11.2020; Revised 21.12.2020; Accepted 27.12.2020; Published 31.12.2020]

### Abstract

Cancer is a Death causing disease and its treatment has been a burden to many because of its side effects and costly treatments. This study targets to find alternative source of Synthetic treatment with much lower cost, therefore the study aims to evaluate and document some of the Anticancer plants found in Ziro, Arunachal Pradesh, India with its ethnomedicinal uses. The study reveals 22 diversities of plants species belonging to 21 Genera under 16 Families with Anticancer properties.

**Key words:** Cancer, Ethnomedicinal, Anticancer, Ziro Valley, Arunachal Pradesh

### INTRODUCTION

The word cancer is a subject of pervasive fear and taboos throughout the world. It is also known as malignant tumors and neoplasms. Cancers are large family of diseases that involves abnormal cell growth with the potential to invade or spread to the adjoining parts of the body. It is considered as one of the leading causes of morbidity and mortality. According to the World Health Organization (WHO), cancer is a leading cause of death globally, estimating 9.6 million deaths in 2018. As per the data the most common cancers are, Lung (2.09 million cases), Breast (2.09 million cases), Colorectal (1.80 million cases), Prostate (1.28 million cases), non-melanoma Skin cancer (1.04 million cases) and Stomach (1.03 million cases) ([https://www.who.int/health-topics/cancer#tab=tab\\_1](https://www.who.int/health-topics/cancer#tab=tab_1)).

In India, slightly more than 1 million new cancer cases were reported out of 14 million cancer diagnosed globally in the year 2012 (Behera & Patro 2018). It records cancer patient of about 1,392,179 for the year 2020, in which leading sites are breast, lung, mouth, cervix-uteri, and tongue. Among Indian states, Northeastern states records the highest cancer patients, compared to the rest of the country; in which Aizawl district (269.4) of Mizoram and Papum Pare district (219.8) of Arunachal Pradesh had the highest occurrence rates among males and females, respectively (Mathur *et al.* 2020).

The new data reveals that the burden of cancer treatment is seen high in low to middle class families. The majority of the patients with cancer were diagnosed at a very late stage and so the occurrence of the death prevails more in Developing and under developed countries. Cancer survival involves quality diagnosis and treatment for the patient. It has been identified that natural products are better choice for cancer treatment with lower side effects as compared to synthetic compounds because of their pharmacokinetic properties. Himalayan plants has been used as a traditional medicine for over 6500 years (Tariq *et al.* 2015). Numerous anticancer drugs have been originally advanced from plants and have been playing vital role in the treatment of cancer (Al-Zahrani 2018). Seca and Pinto (2018) reported novel cytotoxic secondary metabolites, isolated from various medicinal plants, to fight against cancer related diseases. Anticancer agents like vinca alkaloids, epipodophyllotoxins, taxanes, and camptothecins are some of the plant derived compounds which has been playing active role in cancer treatment.

The study was carried out in Ziro, a small valley, located in the Eastern Himalayas of Indian state Arunachal Pradesh. The ethnic people of Ziro are known for Biodiversity conservation and unique land and water management system (Dollo *et al.* 2009). The area is also well known for its agricultural practice and was proposed as a world heritage site tentatively by UNESCO in 2014. Tribal dwellers of Ziro, sustain their lives depending on natural resources since time immemorial and they have enormous knowledge of ethnomedicinal plants which is being used in day to day life for curing certain ailments at local level. Therefore, the present study was designed to assess the anticancer plants found locally in Ziro, Arunachal Pradesh with a hope to find a natural therapeutic replacement for a synthetic treatment of cancers.

## MATERIALS AND METHODS

### Study area:

Ziro is a small valley in Arunachal Pradesh India, inhabited by a group of tribe known as the Apatani and is the headquarter of Lower Subansiri district. Ziro stands tall at an elevation of 1688 m to 2438 m above the mean sea level and is located at 27.63° N and 93.83° E (Ziro Wikipedia). The valley is endowed with richness of flora and fauna with much potential to be called as a hub of biodiversity. The Apatanis are one of the major ethnic Tribes of the Eastern Himalaya and are known for their activities on natural resource conservation and management. The area exhibits a humid subtropical to temperate climate with 108.1 cm average annual rainfall and a temperature ranging from a of 30.6°C or more to of 1.1°C or less (Dollo *et al.* 2009; Yakang *et al.* 2013).



**Figure 1.** Location map of Ziro valley in Lower Subansiri District of Arunachal Pradesh, India (not to the scale). [source: Google image]

### Field Survey & Sample size

In order to complete the aforesaid study, various ethnobotanical tools and methods were applied. First ethnobotanical survey was made in 7 villages in Ziro circles of Lower Subansiri District during the years 2018 – 2019. Villages like Hari, Bula, Hija, Duta, Mudang Tage, Bamin Michi and Hong were surveyed following the field method following Martin (2008).

The survey was carried out with a sample size of 63 households in the 7 villages i.e. 9 households in each village in order to acquire ethnobotanical information as much as possible from each village. At the beginning, Prior Informed Consents (PIC) were obtained from the Head Gao Buras and concerned person of the respective villages. During the process of data collected from both male and female informants, with age ranging from 25 to 60 years. The plant samples were collected with the help of informants mostly from the natural habitat. Specimens were identified using standard literatures including Flora of Arunachal (Hajra *et al.* 1996; Giri *et al.* 2008; Chowdhery *et al.* 2009), Hooker 1875 – 1897 and Kanjilal *et al.* 1934 – 1940 at the Plant Systematics and Ethnobotanical Research Laboratory of the Department of Botany, Rajiv Gandhi University and verified at the HAU and ARUN herbaria. For updated nomenclature and family delimitation [www.plantsoftheworldonline.org](http://www.plantsoftheworldonline.org) has been largely followed. The voucher specimens were deposited in the HAU herbarium at the Department of Botany, Rajiv Gandhi University, Arunachal Pradesh for future reference.

## RESULT AND DISCUSSION

### Taxonomic Diversity of Species and Habits:

The present investigation discloses 22 plant species belonging to 21 genera under 16 families (Table 1; Figure 2) with anticancer potential. Apiaceae with 13.3% (3 spp.) was recorded to be the dominant plant family followed by Amaryllidaceae, Asteraceae, Solanaceae and Zingiberaceae (each with 2 spp. or 9.09%), and rest of the families are represented by single species (i.e. 4.5%) only (Figure 3). Considering the habit diversities, herbs were the most dominant with 77.3% (17 spp.), followed by shrubs with 13.6% (3 spp.) and trees with 9.09% (2 spp.) (Figure 4).

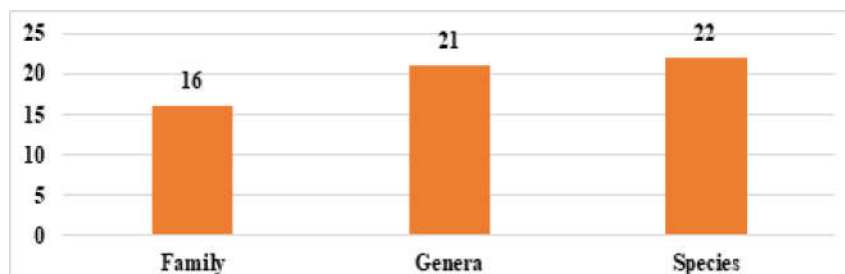
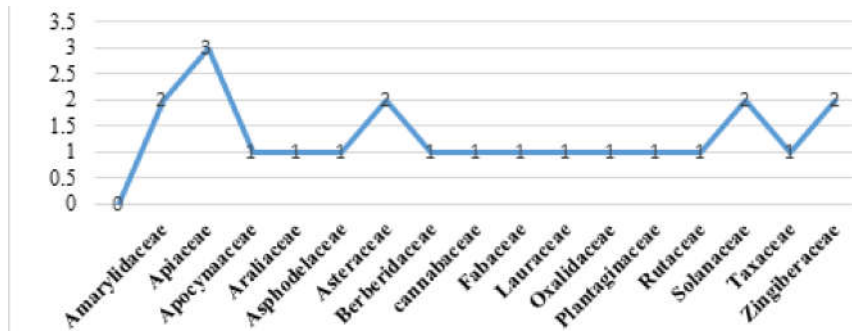


Figure 2. Taxonomic diversity of anticancer plant found in Ziro, Arunachal Pradesh, India

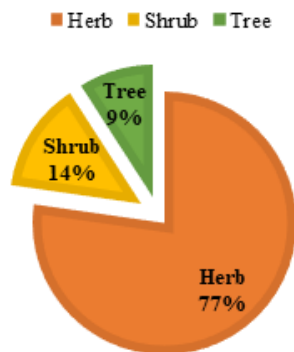
### Ethnobotanical and Ethnomedicinal uses:

The study reveals that shortlisted anticancer plants were ethnobotanically used as a food quality enhancer, hair care therapy; treatment of itching and rashes on skin, cuts and wounds; as traditional medicine for cold and cough, sore throat, fever, gastritis, stomach disorder, blood purification, appetizer, eye sight improver, stress reducer, immunity booster, malaria, lung ailment, high blood pressure, depression, diabetes, scurvy, bleeding gums, liver tonic and arthritis.

Among all, *Centella asiatica* and *Sonchus oleraceus* is known to use against stomach cancer traditionally.




**Figure 3.** Frequency of the most frequently used plant families for the treatment of cancer in Ziro valley, Arunachal Pradesh, India



**Figure 4.** Diversity of habit groups of recorded anticancer plants recorded from the Ziro valley

**Useful Plant parts:**


Considering the utilisation pattern of the plants parts, it has been found that leaves were used most frequently and for 7 species (i.e. 31.8%), followed by fruits and whole plant (5 spp. Or 22.7% for each) and flowers (3 spp. or 13.8%), roots and seeds (2 spp. or 9.09% each), 1 species (4.5%) each for bark, bulb, and rhizome.



**Figure 5:** Frequency of plant parts used for anticancer plants found in Ziro valley

The present study revealed that cancer was not known by the early generations of the Apatanis. The disease was known only in very recent decades through the emerging medical technologies. With the adaptation to new lifestyle, the Apatanis have developed their understanding of utilizing their long used medicinal plants for various purposes including cancer treatment in recent days. It has been observed that numerous plants with anticancer potential are available in





**PLATE – I.** Some Anticancer plants found in Ziro Valley of Arunachal Pradesh, India: **A.** *Helianthus annuus*; **B.** *Solanum americanum*; **C.** *Zingiber officinale*; **D.** *Oxalis corniculata*; **E.** *Centella asiatica*; **F.** *Citrus medica*; **G.** *Eryngium foetidum*; **H.** *Taxus baccata*; **I.** *Berberis bealei*; **J.** Intensive Interaction with local informants; **K.** Field visit; **L.** Collection of ethnomedicinal plants in the field with potential local informants.

**Table 1.** Checklist of anticancer plants found in Ziro valley area of Lower Subansiri District of Arunachal Pradesh, India [*Abbreviations used:* L = Leaf; Fr = Fruit; WP = Whole Plant; Rh = Rhizome; S = Seed; Bu= Bulb; Br= Bark; FL = Flower; R = Root]

Botanical name [Family]; Voucher specimen	Apatani name	Habit	Parts used	Ethnobotanical & ethnomedicinal use	Ethnomedicinal Formulation	Medicinal Properties revealed in some of the literature	Supporting references for the Medicinal properties
<i>Allium cepa</i> L. [Amaryllidaceae]; HY/HT/HAU/1501/2016	<i>Piyaji</i>	Herb	Bu	Food enhancer, hair care	Eaten raw or highly heated in burning firewood or charcoal before consuming	Anticancer, Antimicrobial	Abdelrahman <i>et al.</i> 2017
<i>Allium sativum</i> L. [Amaryllidaceae]; HY/HT/HAU/1505/2016	<i>Lossung</i>	Herb	WP	Food enhancer, cold and cough	Eaten Raw with salt	Anticancer	Abdelrahman <i>et al.</i> 2017
<i>Centella asiatica</i> (L.) Urb. [Apiaceae]; HY/HT/HAU/1544/2017	<i>Ngilyang Kbiko hamang</i>	Herb	WP	Gastritis, stomach disorder, blood purification and also increases appetite, Stomach Cancer	Fresh Plant is consumed raw or the plant is made into paste mixed and with salt to taste better	Antimicrobial, Anti-inflammatory, Anticancer, Antioxidant	Prakash <i>et al.</i> 2017
<i>Eryngium foetidum</i> L. [Apiaceae]; HY/HT/HAU/1632/2019	<i>Dunia</i>	Herb	L	Food enhancer, appetizer	Consumed raw or boiled with other vegetable	Anticancer, Antioxidant, Antimicrobial	Nanasombat & Teckchuen 2009
<i>Daucus carota</i> L. [Apiaceae]; HY/HT/HAU/1586/2017	<i>Gajor</i>	Herb	R	Improving eye sight	Consumed raw or boiled	Anticancer	Zaini <i>et al.</i> 2012
<i>Catharanthus roseus</i> (L.) G.Don [Apocynaceae]; HY/HT/HAU/1533/2016	<i>Periwinkle</i>	Herb	WP	-----	-----	Anticancer	Chanchal <i>et al.</i> 2018
<i>Panax ginseng</i> C.A.Mey. [Araliaceae];HY/HT/HAU/1581/2017	<i>Zinseng</i>	Herb	R	Reduce stress, boost immune system.	Roots are made into paste and consumed raw	Antioxidant, Anti-stress, Antineoplastic, Anticancer.	Shin <i>et al.</i> 2000
<i>Aloe vera</i> (L.) Burm.f. [Asphodelaceae]; HY/HT/HAU/1516/2016	<i>Alo vera</i>	Herb	WP	Cuts and wounds	Pulp is consumed after several filtration	Antioxidant, anticancer.	Sánchez <i>et al.</i> 2020
<i>Helianthus annuus</i> L. [Asteraceae]; HY/HT/HAU/1590/2017	<i>Danyi apu</i>	Shrub	L, FL, S	Malaria, lung ailment.	Seeds eaten after it is dried in the sun for several days	Anticancer	Al-jumaily <i>et al.</i> 2013
<i>Sonchus oleraceus</i> L. [Asteraceae]; HY/HT/HAU/1602/2018	<i>Kochi Hamang</i>	Herb	L	Stomach disorder, High blood pressure, stomach anticancer	Eaten raw with <i>Pila</i> (exotic Apatani Dip) or simply fresh leaves are chewed	Anticancer	Elnour <i>et al.</i> 2017
<i>Berberis bealei</i> Fortune [Berberidaceae]; HY/HT/HAU/1611/2018	<i>Taming</i>	Shrub	Fr, FL	Itching and rashes skin	Eaten Raw	Antitumor, Antibacterial, tonic.	Kakar <i>et al.</i> 2019

Botanical name [Family]; Voucher specimen	Apatani name	Habit	Parts used	Ethnobotanical & ethnomedicinal use	Ethnomedicinal Formulation	Medicinal Properties revealed in some of the literature	Supporting references for the Medicinal properties
<i>Cannabis sativa</i> L. [Cannabaceae]; HY/HT/HAU/1522/2016	<i>Bangw</i>	Herb	L	Depression appetite suppressant	Few have been consuming its aroma	Anticancer	Ayenigbara 2012
<i>Glycine max</i> (L.) Merr. [Fabaceae]; HY/HT/HAU/1636/2019	<i>Pottung Perung</i>	Herb	Fr	Diabetes	Consumed after Boil	Antioxidant, anticancer	Chanchal <i>et al.</i> 2018
<i>Cinnamomum verum</i> J.Presl [Lauraceae]; HY/HT/HAU/1518/2016	<i>Khe Aho</i>	Tree	Br, R	Food enhancer	Consumed raw after deep cleaning	Anticancer, Antibacterial	Noudeh <i>et al.</i> 2010
<i>Oxalis corniculata</i> L. [Oxalidaceae]; HY/HT/HAU/1538/2016	<i>O kbui Hamang</i>	Herb	L, Fr	Leaf juice used as eye drop to remove dust or against redness of eye; appetizer	Consumed raw	Anticancer	Salahuddin <i>et al.</i> 2016
<i>Plantago asiatica</i> subsp. <i>erosa</i> (Wall.) Z.Yu Li [Plantaginaceae]; HY/HT/HAU/1511/2016	<i>Mepi Hamang</i>	Herb	WP	Cuts and wounds	The plant is made into paste and applied in cuts and wounds, it is also consumed raw	Anticancer, Antioxidant	Tariq <i>et al.</i> 2015
<i>Citrus medica</i> L. [Rutaceae]; HY/HT/HAU/1528/2016	<i>Nimu Tiunga</i>	Tree	Fr	Scurvy, bleeding gums.	Ripened fruits are consumed raw	Anticancer	Jain & Jain 2010
<i>Nicotiana tabacum</i> L. [Solanaceae]; HY/HT/HAU/1615/2018	<i>Dni Muku</i>	Herb	L	Cold and fever	The leaves are dried and consumed	Anticancer	Al-Lahham <i>et al.</i> 2020
<i>Solanum nigrum</i> L. [Solanaceae]; HY/HT/HAU/1656/2019	<i>Hirob Hamang</i>	Herb	L, Fr	Liver tonic, stomach disorder	Leaves are boiled to consume while ripened fruits are eaten raw	Anticancer	Lai <i>et al.</i> 2016
<i>Taxus baccata</i> L. [Taxaceae]; HY/HT/HAU/1595/2017	<i>Tale Noori</i>	Tree	FL	Arthritis, fever	Eaten raw	Anticancer	Malik <i>et al.</i> 2011
<i>Curcuma longa</i> L. [Zingiberaceae]; HY/HT/HAU/1559/2017	<i>Haldi</i>	Herb	R	Fever	Consumed making it paste	Anti- inflammatory, antioxidant, anticancer.	Chainani-Wu 2003
<i>Zingiber officinale</i> Roscoe [Zingiberaceae]; HY/HT/HAU/1533/2018	<i>Taki</i>	Herb	Rh	Fever sore throat, cold and cough.	Consumed raw or made into paste with salt and chillies	Antioxidant, Anti- inflammation, anticancer	Al-Zahrani 2018

Ziro valley of Arunachal Pradesh, India, but only few are used for anticancer treatment at local level. Most of the plants mentioned above are not known to use as an anticancer treatment by the ethnic people of Ziro, except *Centella asiatica* and *Sonchus oleraceus* which has been used in recent decades for stomach cancer traditionally. The study has also revealed that most of the medicinal plant species were consumed raw and very few are cooked or made into paste to apply.



## CONCLUSION

Although many Ethnobotanical survey has been carried out in Ziro by different researcher, more intensive ethnomedicinal studies with targeted diseases needed to be done throughout the area in order to preserve the traditional Ethnomedicinal knowledge and document the important medicinal plant diversity and their potential uses. While, all the plants mentioned above has been reported to have Anticancer activity through literature survey, but many of these ethnomedicinal plants has limited pharmacological validation for their traditional therapeutic claim. Therefore, further research needed to be carried out to find the chemical constituents of these highly valued plants by applying different modern biotechnologies. The people of Ziro valley remain quite healthy with the help of their traditional and mostly plant based therapy and with minimum or no side effects, this type of treatment can be encouraged before transferring a patient for the treatment with modern medicines.

## Acknowledgements

The first author is thankful to the Ministry of Tribal Affairs GOI for providing monthly scholarship timely (National Fellowship for Schedule Tribe; NFST-2019) for the smooth function of the research work. All the Authors are thankful to the local inhabitants of Ziro, Lower Subansiri District of Arunachal Pradesh, India for providing depth ethnomedicinal information of the plants. Authors also expresses their heartfelt thanks to Rajiv Gandhi University, Rono Hills, Doimukh, Arunachal Pradesh, India for rendering logistic supports, laboratory facilities and other infrastructures.

## LITERATURE CITED

- Abdelrahman, M.; Mahmoud, H. Y. A. H; El-sayed, M; Tanaka, S. & Tran, L. P. 2017. Isolation and characterization of Cepa2 , a natural alliospiroside A , from shallot ( *Allium cepa* L . Aggregatum group ) with anticancer activity. *Plant Physiology and Biochemistry*. 116: 167 – 173.
- Al-jumaily, R. M. K; Al-shamma, N. M. J; Al-halbosiy, M. M. F. & Al-shamma, L. M. J. 2013. Anticancer Activity of Sunflower ( *Helianthus annuus* L .) Seeds oil against cell lines ( *Helianthus annuus* L .) . *Iraqi Journal of Science*. 54(4): 1003 – 1009.
- Al-Lahham, S; Sbieh, R; Jaradat, N; Almasri, M; Mosa, A; Hamayel, A. & Hammad, F. 2020. Antioxidant, antimicrobial and cytotoxic properties of four different extracts derived from the roots of *Nicotiana tabacum* L. *European Journal of Integrative Medicine*. 33 (2020) 101039: 1 - 6.
- Al-Zahrani, A. A. 2018. Saudi anti-human cancer plants database (SACPD): A collection of plants with anti-human cancer activities. *Oncology Reviews*. 12(1):14 – 19.
- Behera, P. & Patro, B. K. 2018. Population based cancer registry of India - the challenges and opportunities. *Asian Pacific Journal of Cancer Prevention*. 19(10): 2885 – 2889.
- Chainani-Wu, N. 2003. Safety and anti-inflammatory activity of curcumin: A component of tumeric (*Curcuma longa*). *Journal of Alternative and Complementary Medicine*. 9(1): 161 – 168.
- Chowdhery, H.J.; Giri, G.S. & Pramanik, A. 2009. Materials for the Flora of Arunachal Pradesh. Vol. III. Botanical Survey of India, Calcutta.
- Dilip, K.C.; Shashi, A.; Surabhi, R.; Rohit, K.B.; Rahul, D.Y. & Monika, S. 2018. Various medicinal plants used in the treatment of anticancer activity. *International Journal of Pharmaceutical Sciences and Research*. 9(4): 1424 – 1429.

- Dollo, M.; Samal, P.K.; Sundriyal, R.C. & Kumar K. 2009. Environmentally Sustainable Traditional Natural Resource Management and Conservation in Ziro Valley, Arunachal Himalaya, India. *J. Am. Sci.* 5(5): 41 – 52.
- Dr. G.O. Ayenigbara. 2012. Medical Utility of Cannabis Sativa. *IOSR Journal of Pharmacy (IOSRPHR)*. 2(3): 460 – 463.
- Elnour, M. A.; Penech, F. & Mesaik, M. A. 2017. Four Selected Sudanese Medicinal Plants Induce Anticancer and Cytotoxic Effects in Prostate Cancer Cell Line. *Clinical & Medical Biochemistry*. 3(2): 3 – 6.
- G. Zaini, R.; Brandt, K.; R. Clench, M. & L. Le Maitre, C. 2012. Effects of Bioactive Compounds from Carrots (*Daucus carota* L.), Polyacetylenes, Beta-Carotene and Lutein on Human Lymphoid Leukaemia Cells. *Anti-Cancer Agents in Medicinal Chemistry*. 12(6): 640 – 652.
- Giri, G.S.; Pramanik, A. & Chowdhery, H.J. 2008. Materials for the Flora of Arunachal Pradesh. Vol. II. Botanical Survey of India, Kolkata.
- Hajra, P.K.; Verma, D.M. & Giri, G.S. 1996. Materials for the Flora of Arunachal Pradesh. Vol. I. Botanical Survey of India, Calcutta.
- Jain, R. & Jain, S. K. 2010. Traditional medicinal plants as anticancer agents from chhattishgarh, india: An overview. *International Journal of Phytomedicine*. 2(3): 186 – 196.
- Kakar, M. U.; Saeed, M.; Luo, K.; Suheryani, I.; Shuang, W.; Deng, Y. & Dai, R. 2019. Phytochemistry and medicinal values of Mahonia bealei: A review. *Tropical Journal of Pharmaceutical Research*. 18(10): 2219 – 2227.
- Lai, Y. J.; Tai, C. J.; Wang, C. W.; Choong, C. Y.; Lee, B. H.; Shi, Y. C. & Tai, C. J. 2016. Anti-cancer activity of Solanum nigrum (AESN) through suppression of mitochondrial function and epithelial-mesenchymal transition (EMT) in breast cancer cells. *Molecules*. 21(5): 1 - 11.
- Malik, S.; Cusidó, R. M.; Mirjalili, M. H.; Moyano, E.; Palazón, J. & Bonfill, M. 2011. Production of the anticancer drug taxol in *Taxus baccata* suspension cultures: A review. *Process Biochemistry*. 46(1): 23 – 34.
- Mathur, P.; Sathishkumar, K.; Chaturvedi, M.; Das, P.; Sudarshan, K. L.; Santhappan, S.; Nallasamy, V.; John, A.; Narasimhan, S. & Roselind, F. S. 2020. Cancer Statistics, 2020: Report From National Cancer Registry Programme, India. *JCO Global Oncology*. 6: 1063 – 1075.
- Nanasombat, S. & Teckchuen, N. 2009. Antimicrobial, antioxidant and anticancer activities of Thai local vegetables. *Journal of Medicinal Plants Research*. 3(5): 443 – 449.
- Noudeh, G. D.; Sharififar, F.; Noodeh, A. D.; Moshafi, M. H.; Afzadi, M. A.; Behravan, E.; Aref, M. & Sakhtianchi, R. 2010. Antitumor and antibacterial activity of four fractions from *Heracleum persicum* Desf. and *Cinnamomum zeylanicum* Blume. *Journal of Medicinal Plants Research*. 4(21): 2176 – 2180.
- Prakash, V.; Jaiswal, N. & Srivastava, M. 2017. A review on medicinal properties of *Centella asiatica*. *Asian Journal of Pharmaceutical and Clinical Research*. 10(10): 69 – 74.
- Salahuddin, H.; Mansoor, Q.; Batool, R.; Farooqi, A. A.; Mahmood, T. & Ismail, M. 2016. Anticancer activity of *Cynodon dactylon* and *Oxalis corniculata* on Hep2 cell line. *Cellular and Molecular Biology*. 62(5): 60 – 63.
- Sánchez, M.; González-Burgos, E.; Iglesias, I. & Gómez-Serranillos, M. P. 2020. Pharmacological update properties of aloe vera and its major active constituents. *Molecules*. 25(6): 1 – 37.

Seca, A. M. L. & Pinto, D.C.G.A. 2018. Plant secondary metabolites as anticancer agents: Successes in clinical trials and therapeutic application. *International Journal of Molecular Sciences*, 19(1): 1 - 22.

Shin, H. R.; Kim, J. Y.; Yun, T.K.; Morgan, G. & Vainio, H. 2000. The cancer-preventive potential of Panax ginseng: A review of human and experimental evidence. *Cancer Causes and Control*. 11(6): 565 – 576.

Tariq, A.; Mussarat, S. & Adnan, M. 2015. Review on ethnomedicinal, phytochemical and pharmacological evidence of Himalayan anticancer plants. *Journal of Ethnopharmacology*. 164: 96 – 119.

Yakang, B.; Gajurel, P. R.; Potsangbam, S. & Bhuyan, L.R. 2013. Account of common and traditional non-timber forest products used by Apatani tribe of Arunachal Pradesh, India. *Pleione* 7(2): 514 - 529.

<http://www.theplantlist.org>

<http://www.plantsoftheworldonline.org/>

[https://www.who.int/health-topics/cancer#tab=tab\\_1](https://www.who.int/health-topics/cancer#tab=tab_1)

<https://whc.unesco.org/en/tentativelists/5893/>

<https://en.wikipedia.org/wiki/Ziro>